



Silver Bullet®

Throttle Body Spacer

PN 46-30004

INSTALLATION INSTRUCTIONS

Important!


Please verify the Parts List and read all instruction steps before you begin installation.

Year	Make	Model	Engine
2020-2023	Hyundai	Palisade	V6-3.8L
2020-2023	Kia	Telluride	V6-3.8L


NOTE: Please check our website for a complete and updated list of applications (year, make, model, engine, etc.) for this part number.

- Using an 8 mm nut driver/socket and wrench, loosen the clamps between the factory intake tube, the throttle body, and the factory airbox. Disconnect all vacuum hoses from the intake tube using a set of pliers to loosen the clamps. Finally pull the factory intake tube away from the throttle body.
- Using a 10 mm nut driver/socket and wrench, remove the four (4) screws securing the factory throttle body to the intake manifold. These screws will not be used to install the aFe POWER Silver Bullet Throttle Body Spacer. Keep these screws in case the vehicle needs to be returned to stock.
- Leaving the factory O-ring in place, position the new aFe POWER Silver Bullet Throttle Body Spacer between the intake manifold and throttle body, with the supplied gasket positioned between the aFe POWER Silver Bullet Throttle Body Spacer and the factory throttle body.
- Use the supplied hardware (M6 screws and spring washers) to secure the throttle body and spacer to the intake manifold. The spring washer will sit between the head of the screw and the throttle body. The spring washer will be placed on the screw first with the sunken side facing the throttle body. Torque the supplied screws to 10 Nm (89 lb/in).
NOTE: You may need to loosen the engine lift bracket, and clock it away from the throttle body to gain extra clearance.
- Reinstall the factory intake tube from Step 1. Tighten all connections.


Your install is now complete! Make sure to retighten all bolts and clamps after 100 miles of driving.




Step 1



Step 2



Steps 3-4



NOTE

Parts List

- 1 aFe POWER Silver Bullet Spacer
- 1 Gasket
- 4 M6 x 65 mm bolts
- 4 M6 lock washers
- 4 M6 washers

Tools Needed

- Socket wrench
- 10 mm socket or nut driver
- 8 mm socket or nut driver
- Pliers
- Flat head screwdriver (may use for intake clamp)

advanced FLOW engineering, Inc.

Corona, CA

www.aFepower.com