




Throttle Body Spacer Installation Instructions: 2003-2008 Dodge Ram Hemi V8-5.7L (W/ Factory air intake)


Kit Part #	46-32006	Tools Required:	Part List:		
Make:	Dodge	5/16" nut driver or slotted screwdriver	1 Tube, Intake		
Model	Year	Phillips screwdriver	1 Coupling (05-00307)		
Ram 1500	2003-2008	1/2" open end wrench	2 Clamp #056		
Ram 2500	2003-2008	Medium size pliers	1 Throttle body Spacer		
Ram 3500	2003-2008		1 Grommet		
Durango	2004-2009		1 Gasket		
			4 M6 x 90mm Screws		
			4 M6 Lock Washers		
NOTE: This item is designed to only work with the factory air intake system.					




Step 1
Stock vehicle



Step 2
Loosen clamp on inlet tube to intake plenum



Step 3
Disconnect electrical connector from temp sensor




Step 4
Remove intake plenum mounting bolt




Step 5
Remove intake plenum mounting bolt




Step 6
Remove intake plenum from vehicle




Step 7
View of intake plenum removed from vehicle




Step 8
Remove temp sensor from intake plenum



Step 9
Remove rubber seal from throttle body




Step 10
Disconnect electrical connector from throttle body




Step 11
Remove bolts (4) from throttle body




Step 12
Remove throttle body from vehicle



Step 13
Install throttle body spacer on intake manifold. Place supplied gasket between throttle body and spacer.





Step 14
Secure throttle body to intake manifold using supplied longer screws and lock washers.



Step 15
Insert supplied grommet into hole on intake tube

Throttle Body Spacer Installation Instructions: 2003-2008 Dodge Ram Hemi V8-5.7L (W/ Factory air intake)


Kit Part #	46-32006	Tools Required:	Part List:		
Make:	Dodge	5/16" nut driver or slotted screwdriver	1 Tube, Intake		
Model	Year	Engine	1 Coupling (05-00307)		
Ram 1500	2003-2008	V8-5.7L HEMI	2 Clamp #056		
Ram 2500	2003-2008	V8-5.7L HEMI	1 Throttle body Spacer		
Ram 3500	2003-2008	V8-5.7L HEMI	1 Grommet		
Durango	2004-2009	V8-5.7L HEMI	1 Gasket		
NOTE: This item is designed to only work with the factory air intake system.		5/16" nut driver or slotted screwdriver Phillips screwdriver 1/2" open end wrench Medium size pliers	4 M6 x 90mm Screws 4 M6 Lock Washers		




Step 16
Insert temp sensor into grommet in intake tube




Step 17
Install supplied coupler and clamps on throttle body, do not tighten




Step 18
Re-connect electrical connector to temp sensor and throttle body



Step 19
Insert intake tube to factory accordion tube.



Step 20
Insert intake tube into throttle body coupler. Tighten clamps (3) on both ends of intake tube



Step 21
Installation complete

NOTE: This part has been exempted by the California Air Resources Board (C.A.R.B.) and issued an Executive Order (E.O.). If part does not come with C.A.R.B. E.O. sticker already placed on device, it is necessary to place the sticker on or near the device on a smooth, clean surface. The C.A.R.B. E.O. sticker is required to pass the smog test inspections in the state of California.