

ROUGH COUNTRY

SUSPENSION SYSTEMS®

JEEP TJ/XJ FRONT SWAY BAR LINKS

Thank you for choosing Rough Country

Please read instructions before beginning installation. Check the kit hardware against the parts list and product layout. Be sure you have all needed parts and know where they go. Also please review tools needed list and make sure you have needed tools.

If questions exist we will be happy to answer any questions concerning the design, function, and correct use of this product.

Kit Contents:

- 2- Front Sway Bar links
- 2- Brackets
- 1- Bag including:
 - 4-Sleeves
 - 4-12mm x 65mm Bolt
 - 4-12mm Flange Lock nuts
 - 2-7/16 Flat Washers
 - 2-3/8" Flat Washers
 - 2-3/8" x 1 1/4" bolts
 - 2-3/8" Flange Lock nuts



Tools Needed:

- 9/16" Wrench
- 18mm Wrench

INSTALLATION INSTRUCTIONS

1. Install the supplied sway bar hoop (u—shaped bracket) on the bottom side of front sway bar where the stock link was secured with the supplied 3/8" x 1.25" bolt, washer, and flanged lock nut using a 9/16" wrench. **See Photo 1.** The bolt will install from bottom to top.
2. Lightly grease and install the 12mm sleeves supplied on the bottom and top of the bent sway bar link.
3. Install the upper part of the new link in the hoop bracket with the 12mm bolts & flanged nut. **See Photo 2.** Tighten using a 18mm wrench. **Note: The bolt must be installed with the nut to outside to provide adequate clearance to the frame.**
4. Use the factory hardware to install lower end of link. **See Photo 3.** Place 7/16" washer between bushing and nut. Tighten with 18mm wrench.




PHOTO 1




PHOTO 2

Note:
Direction of bolt
on uppers sway
bar mount.

Note: Direction of
bolt (Nut to Out-
side of Vehicle)

Front Sway Bar Installation




PHOTO 3

Front Sway Bar Installation

POST INSTALLATION INSTRUCTIONS

Check and retighten wheels at 50 miles and again at 500 miles. Periodically check all hardware for tightness.

By purchasing any item sold by Rough Country, LLC, the buyer expressly warrants that he/she is in compliance with all applicable, State, and Local laws and regulations regarding the purchase, ownership, and use of the item. It shall be the buyers responsibility to comply with all Federal, State and Local laws governing the sales of any items listed, illustrated or sold. The buyer expressly agrees to indemnify and hold harmless Rough Country, LLC for all claims resulting directly or indirectly from the purchase, ownership, or use of the items.